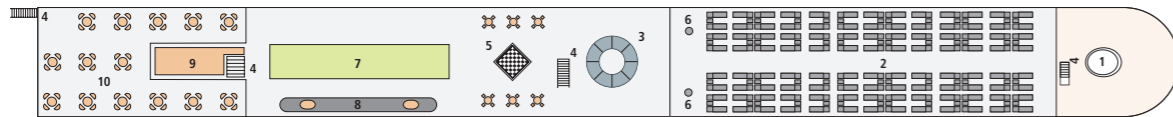


A-ROSA VIVA

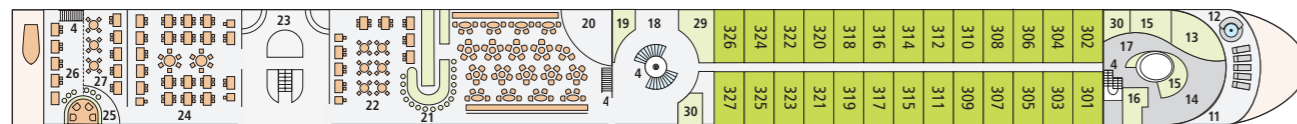
SHIPYARD: Neptun Werft GmbH, Warnemünde
PASSENGERS: max. 202
CABINS: 99 outside cabins
LENGTH/WIDTH: 135m/11.4m

SPEED: max. 22 km/h
POWER: 4 x 331 kW, a total of 1,800 PS
YEAR OF CONSTRUCTION: 2010
FLAG: Germany

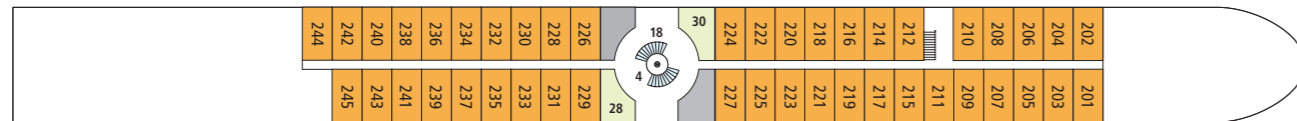
DECK 4 (SUN DECK)



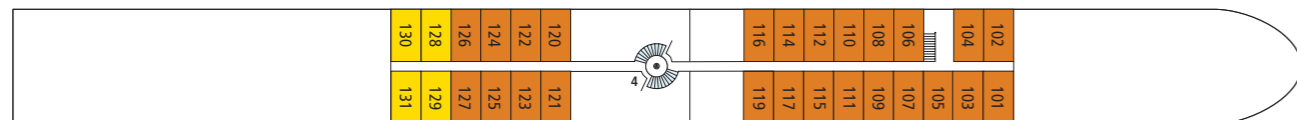
DECK 3



DECK 2




DECK 1



DECK PLAN

- | | | |
|---------------------------------|------------------------|----------------------------|
| 01 WHEELHOUSE | 11 SPA OUTDOOR AREA | 21 BAR |
| 02 RECLINERS AND AWNINGS | 12 WHIRLPOOL | 22 CAFÉ/RESTAURANT |
| 03 LIGHT DOME | 13 GYM | 23 BUFFET AND LIVE COOKING |
| 04 STAIRS | 14 SPA RELAXATION AREA | 24 MARKET RESTAURANT |
| 05 GIANT CHESS BOARD | 15 MASSAGE/BEAUTY | 25 BAR (INDOOR/OUTDOOR) |
| 06 SHOWER | 16 SANARIUM | 26 RESTAURANT OUTDOOR AREA |
| 07 PUTTING GREEN | 17 SPA RECEPTION | 27 WINE BAR |
| 08 SHUFFLEBOARD | 18 LOBBY | 28 RECEPTION |
| 09 MOBILE BAR AND GRILL STATION | 19 EXCURSION COUNTER | 29 ONBOARD SHOP |
| 10 OUTDOOR RESTAURANT | 20 LOUNGE | 30 TOILETS |



Windows can only be opened in 2-bed cabins in category C and D with a Juliette balcony.

THOSE IN NEED OF ASSISTANCE AND PEOPLE WITH LIMITED MOBILITY:

The decks of this ship are only accessible via stairs, which may mean there are some limitations. For a personal consultation, please call the *A-ROSA Service Center* at +49 (0)381 202 6001.

TIP FOR FAMILIES:

Each deck (cabin category A, C & D) has two cabins with a connecting door, which can be used as a family cabin. Cabin numbers are available on request (*A-ROSA Service Center*: +49 (0)381 202 6001).

