

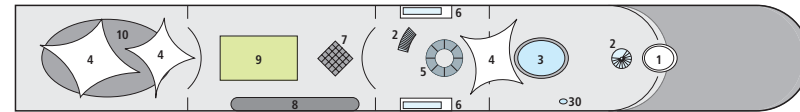
A-ROSA DONNA

- 01 Wheelhouse
- 02 Stairs
- 03 Swimming pool
- 04 Awnings
- 05 Light dome
- 06 Gangways
- 07 Giant chessboard
- 08 Shuffleboard
- 09 Putting green/Crazy golf
- 10 Bar & grill station
- 11 Restaurant outdoor area
- 12 Day lounge
- 13 Cafe/Bar
- 14 Market restaurant
- 15 Reception
- 16 Massage/Beauty
- 17 Finnish sauna
- 18 Organic sauna
- 19 Changing rooms
- 20 Massage showers
- 21 Relaxation area
- 22 Gym
- 23 Bar
- 24 Panorama lounge
- 25 Stage/Dance floor
- 26 Entrance
- 27 Toilets
- 28 Onboard shop
- 29 Gourmet buffet with live cooking
- 30 Outdoor shower

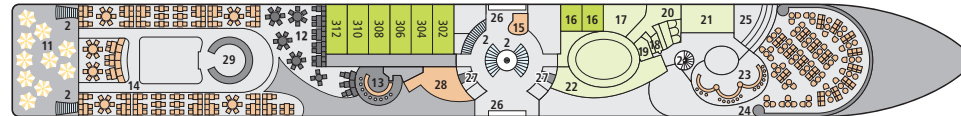
Experience the ship with our 360° virtual ship tour: www.arosa-cruises.com/danubeships



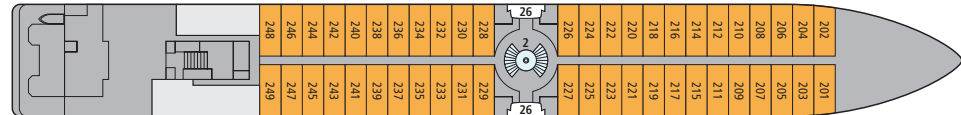
Deck 4 (Sun deck)



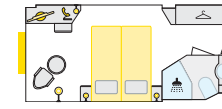
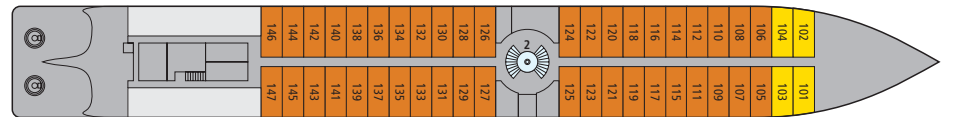
Deck 3



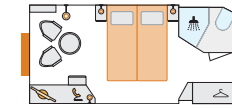
Deck 2



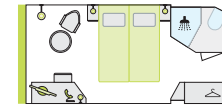
Deck 1



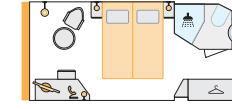
S Two-bed outdoor cabin, 14.5 m², deck 1



A Two-bed outdoor cabin, 15.5 m², deck 1



B Two-bed outdoor cabin with panorama window, 16.5 m², deck 3



C Two-bed outdoor cabin with Juliette balcony, 16 m², deck 2



SHIPYARD: Neptun Werft GmbH, Warnemünde
PASSENGERS: max. 242 guests
CABINS: 100 outside cabins
LENGTH/WIDTH: 124.5 m/14.4 m
SPEED: max. 24 km/h
POWER: 2 × 800 kW, a total of 2,174 h.p.
YEAR OF CONSTRUCTION: 2002
FLAG: Germany

The windows can only be opened in the cabin category of two-bed outside cabin C with Juliette balcony.

THOSE IN NEED OF ASSISTANCE AND PEOPLE WITH LIMITED MOBILITY:

The decks of this ship are only accessible via stairs, which may mean there are some limitations. For personal consultation, please call the A-ROSA Service Center at +49 (0)381 202 6001.

TIP FOR FAMILIES:

This ship has cabins with an extra bed on deck 1 in the following cabins of category A: 107 | 108 | 124 | 125 | 126 | 127 | 142 | 143 | 144 | 145.